

# WRITING



# BADGE

This book belongs to

---



My Seekers Leaders are

---

---

# Attention Parents!

We're glad your child is coming to Seekers! Our Seekers leaders encourage a positive, loving atmosphere in which spiritual learning can occur. You can play a very important role in your child's progress through each badge as some projects will require your participation.


There are a couple of things to note. Your child will need you to sign at the end of some of the sections. Please sign these sections when your child has completed them. Also, all scripture in these badge materials are quoted from the New International Version.

We hope your child has a great year learning in Seekers!

Seekers Staff

# WRITING

With a pen or pencil you can write a message to a friend, your thoughts or feelings, or keep a record of what you do. Writing is a different way of talking. Many years ago God inspired men to write down things that happened so we can learn what God wants us to learn. In the Bible we find many styles of writing: poetry, letters, reports, and diaries. So get your pencil and paper and have FUN!



SECTION 1

joy

praise

The Psalms are the songs of the Bible. Some of the psalms express happiness while others were written at very sad times. Read Psalms 100, 117, and 150. You may want to read these in several translations to better understand what the writer was saying. Now, write your own psalm of praise to God. It may be short or long. The focus is to praise or thank God for His creation, His love, and His protection. Write your completed psalm on the next page.

PRaise

Thanks

LOVE



Knowing special words will help you in your writing. People who read what you have written may not have tasted that juicy piece of watermelon or seen your new dog. You need to use words that can describe these things. There are two groups of words to help.

## **ADJECTIVES**

Words that  
Describe.

## **SYNONYMS**

Words that mean the  
same or nearly the same.

## SECTION 2

Think of three adjectives to describe the following:

The sky

---

---

---

Your mother

---

---

---

A hamburger

---

---

---



The grass

---

---

---

A fire

---

---

---

Your coat

---

---

---

---

Seeker leader

---

Date

### SECTION 3

Give one synonym for each of these words.

Cold

---

Big

---

Loud

---

Coat

---

Ground

---

Cat

---

Beautiful

---

Happy

---

Pair

---

See

---

---

Seeker leader

---

Date

## SECTION 4

Get ready to put your imagination to work! Think of all the different animals in the wild or on a farm. What would you have if you could put two of them together? What would it look like and how would it act? Draw a picture of your animal and write a story about it. Tell about where it lives, what sound it makes, what it does and what it eats. Make your story interesting and imaginative.


Example: Hummingbird+elephant=  
Hummingphant

---

Seeker leader

---


Date



## SECTION 5

Find a picture in an old magazine that "catches your eye." It may be people, animals, a cartoon, or nature.

Glue your picture to a piece of paper and write an 80-100 word story about your picture. Tell what is happening or about to happen. How does the picture make you feel? Share your story with your Seekers Leader.



## SECTION 6

Have you ever had a good friend who moved to a different town? Do you have grandparents who live somewhere else? A card or letter from you would make their day happier.

Make a post card and write a short note to a friend or relative. You may use a 4x 6 note card. Decorate one side of the card by drawing a picture or making a design. Draw a line down the middle of the other side of the card. Write your note on one half and the name and address of the person on the other half.

I made and sent my post card to

---

---

Seeker leader

---

Date

## SECTION 7

Poems can be very different. Some are funny, some are sad. Some tell stories. Some are long and others are short. A special kind of poem is called a "cinquain." To write a cinquain poem you need to follow this order:

First line: two syllables

Second line: four syllables

Third line: six syllables

Fourth line: eight syllables

Fifth line: two syllables

Example:

Kitty  
is so cuddly.  
She purrs loudly and kneads.  
I love her more than I can say.  
My joy.

Your poem:

---

(2 syllables)

---

(4 syllables)

---

(6 syllables)

---

(8 syllables)

---

(2 syllables)

---

Seeker leader

---

Date



Congratulations!

You have completed the requirements for  
the Writing Badge!

---

Seeker Leader

---

Date

